S.M.P.S | LED Converter | Water Proof Converter

60W2L Series

60W single output
with constant voltage circuit

- Constant voltage design(C.V. mode)
- AC Input voltage 180-264V
- Protections: Over load/Short circuit
- IP68 design for outdoor installations
- 100% full load burn-in test
- Suitable for LED lighting and moving sign applications
- Plastic case
- Safety standards : EN61347-1,EN61347-2-13/K61347-1, K61347-2-13
- EMC standards : EN55022,EN61204-3, EN61000-3-2,3/K00015,K61547
- 2years warranty

IP68 SELV LPS CB CE

ITEM		UP60S12W2L	UP60S24W2L
INPUT	VOLTAGE RANGE	AC180~264V	
	FREQUENCY RANGE	47~63Hz	
	EFFICIENCY(typ.)	92%	92%
	AC CURRENT(typ.)	0.6A/220VAC	
	INRUSH CURRENT(typ.)	COLD START 35A/220VAC	
	LEAKAGE CURRENT	<2mA / 220VAC	
OUTPUT	DC VOLTAGE	12V	24V
	RATED CURRENT	5A	2.5A
	RATED POWER	60W	
	RIPPLE&NOISE(max.) Note2	600mVp-p	
	VOLTAGE TOLERANCE Note3	±3%	
	LINE REGULATION Note4	±1%	
	LOAD REGULATION Note5	±2%	
	SETUP,RISE TIME(max.)	3000ms,100ms/220VAC at full load	
	HOLD UP TIME(typ.)	5ms/220VAC at full load	
PROTEC -TION	SHORT CIRCUIT	Hiccup mode ; recovers automatically after fault condition is removed	
	OVER LOAD	Over 110% of rating ; recovers automatically after fault condition is removed	
ISOLA -TION	WITHSTAND VOLTAGE	I/P-O/P:AC3KV, I/P-F.G:AC1.5KV, O/P-F.G:AC0.5KV	
	ISOLATION RESISTANCE	I/P-O/P, I/P-F.G, O/P-F.G:DC500V 100Mohms(At room temp. & humid.)	
ENVIRON -MENT	WORKING TEMP.&HUMID.	-40~+70℃(Refer to "DERATING CURVE"),20~95%RH	
	STORAGE TEMP.&HUMID.	-40~+75℃,10~95%RH	
	VIBRATION	10~500Hz, 5G 12min./1cycle, period for 72min. each along X, Y, Z axes	
OTHERS	DIMENSION/WEIGHT	192*34.5*22mm(L*W*H)/190g	

NOTE

1. All parameters not specially mentioned are measured at 220Vac input, rated load and 25℃ of ambient temperature.
2. Ripple & noise are measured at 20MHz of bandwidth by using a 12" twisted pare-wire terminated with 0.1 uF & 47uF parallel capacitor.
3. Tolerance : includes set up tolrance, line regulation and load regulation.
4. Line regulation is measured from low line to high line at rated load.
5. Load regulation is measured from low 0% to 100% rated load.

■ BLOCK DIAGRAM

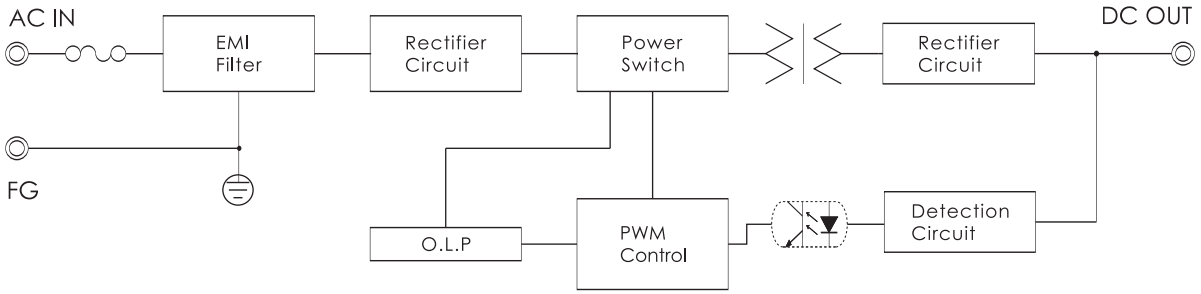

■ DIMENSIONS(unit:mm)



■ DERATING CURVE

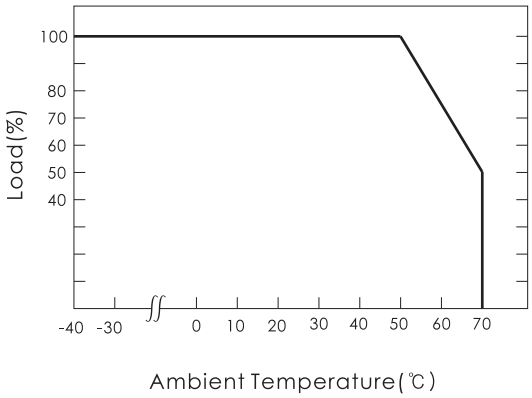
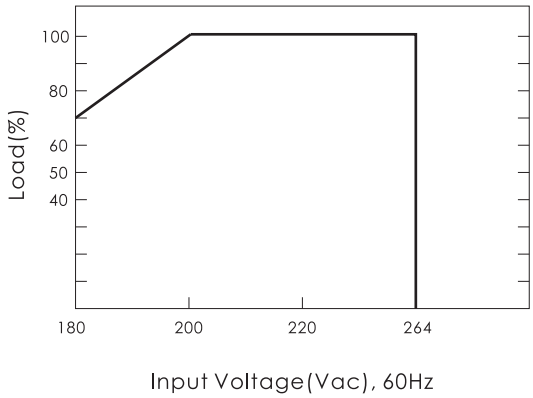
■ STATIC CHARACTERISTICS